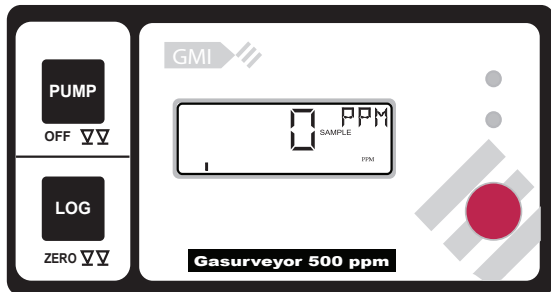


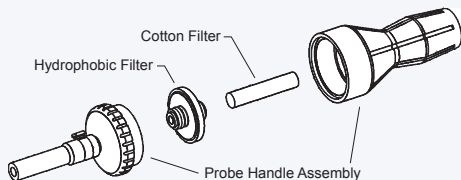
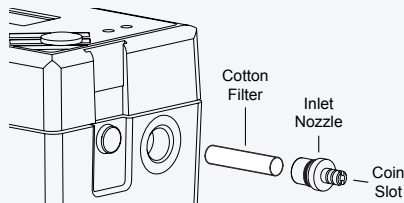
Gasurveyor 500 PPM

QUICK OPERATING INSTRUCTIONS



FILTER REPLACEMENT

Instrument and Probe filters MUST be fitted.

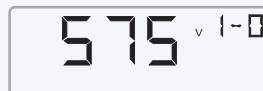


WARM-UP


All Segments ON



Instrument Type (575)
Software Version (1-0)




Battery Status
'OK' or 'LO'



Days until Calibration Required
(e.g. 25)

Calibration Overdue

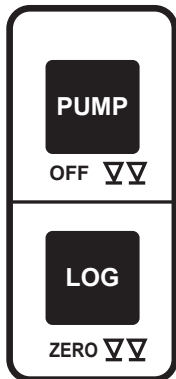



CGI Mode

Return for Calibration

Gasurveyor 500 PPM

QUICK OPERATING INSTRUCTIONS



 Press & Hold (1s)


 Single Press

 Double Press


sales@norrscope.com

CGI MODE (PPM / LEL / Vol. GAS - Autoranging)

Switch ON:



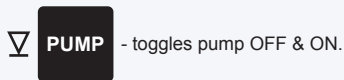
Switch OFF:



To abort, press any button.

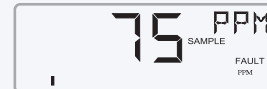
Pump Operation:

'SAMPLE' displayed when pump is ON.



Sample Fault:

Clear blockage. To restart pump:



Manual Datalog:

'STORE' displayed when datalogging.



Zero PPM Range:

