





**CURRENT STATUS OF INSTRUMENT**

BUTTON PRESS	OFF	NORMAL OPERATION	VIEWING MAX / MIN	GAS ALARM ACTIVE	FLOW FAULT ALARM	ZERO FAULT ALARM	IN 'LOC' LIST	
▽ PRESS 		Change Range LEL to VOL (CGI only)					UP One Item	
▼ PRESS & HOLD 	<b>Switch ON</b> (CGI only)	Store Values <b>▼ Switch OFF</b>	Clear MIN / MAX	Store Values			Ramp UP	
▽ PRESS 		View MAX	View MIN (if available)				DOWN One Item	
▼ PRESS & HOLD 	<b>Switch ON</b> (CSM only)	Pump ON / OFF (CGI only) <b>▼ ZERO</b> <b>▼</b> (CGI only)	Return to LIVE Readings	Acknowledge Latching Alarm (CSM only) Mute Non-Latching Alarm (CSM only)	Acknowledge Flow Fault Alarm - Switch Pump Back ON (CGI only)	Acknowledge Zero Fault Alarm	Ramp DOWN	
PRESS & HOLD BOTH		Enter LOC List	Note: <b>▼</b> = Press & Extended Hold					Select & Exit